


100 Mbit Transceivers

RedFox, Lynx series and ODW-700 series

- ⌘ Wide choice to provide optimal solution
 - 100 Mbit/s versions
 - Standard LC connector type
- ⌘ Verified to meet Westermo environmental specifications
 - Temperature range -40 to +85°C (-40 to +185°F)
 - Coded to guarantee quality
- ⌘ Different transceivers for many solutions
 - Multi mode fibre up to 2 km (1.2 mi)
 - Single mode fibre up to 120 km (74.5 mi)
 - Bi-directional fibre transceivers up to 120 km (74.5 mi)
 - 100 Mbit copper transceivers




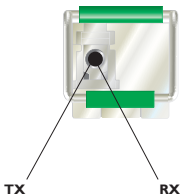
EN 60825-1
Eye Safety: Class 1 laser product complies

The Westermo range of Small Form-factor Pluggable (SFP) transceivers covers versions suitable for 10/100 Mbit/s applications. LC connectors are used as standard due their small size.

These transceivers have been verified to meet the Westermo environmental specification and can operate in a range of different Westermo products in harsh industrial applications. The transceivers are coded to allow confirmation that certified versions have been installed.

Versions are available with different wave length including 1550 nm for extreme distances upto 120 km (74.5 mi) and 1310 nm version for both single (9/125) and multimode cables (50/125 and 62.5/125). In applications where only a single fibre core is available a Bi-Directional (BiDi) transceiver can be used.

Interfaces



How far can we get with transceivers?

The different transceiver options are marked with an indicative range as a part of the transceiver description. This is the specified distance when the transceiver is used in 100 Mbit applications.

For the ODW series the maximum distance (km) can be calculated with the formula:

Power budget (dB) – signal loss (dB) / fibre attenuation (db) per km.

Signal loss = splice attenuation x number of splices + connector attenuation x number of connectors + safety margin. Splice, connector and fibre attenuation can be found on article data sheets.

By calculating the maximum distance based on power budget a LC2 multimode transceiver can operate up to 5 km (3.1 mi).

Specifications Optical Transceivers

Dimensional / Temperature

Temperature specification -40 to +85 °C (-40 to +185 °F)

Article number	Transceiver	Type	Link speed (Mbit/s)	Indicative range (km)	Power budget (dB)	TX/RX wavelength (nm)	WeOS	ODW series	All Gig MCW/SDW	EX appr.
SFP, 100 Mbit										
1100-0131	MLC2	Multimode	100	2	11	1310/1310	☒	☒	☒	☒
1100-0132	SLC20	Singlemode	100	20	19	1310/1310	☒	☒	☒	☒
1100-0133	SLC40	Singlemode	100	40	30	1310/1310	☒	☒	☒	☒
1100-0134	SLC80	Singlemode	100	80	30	1550/1550	☒	☒	☒	☒
1100-0140	SLC120	Singlemode	100	120	35	1550/1550	☒	☒	☒	☒
1100-0152	MLC2-BiDi-A	Multimode	100	2	18	1310/1550	☒	☒	☒	☒
1100-0153	MLC2-BiDi-B	Multimode	100	2	18	1550/1310	☒	☒	☒	☒
1100-0145	SLC20-BiDi-A	Singlemode	100	20	18	1310/1550	☒	☒	☒	☒
1100-0146	SLC20-BiDi-B	Singlemode	100	20	18	1550/1310	☒	☒	☒	☒
1100-0154	SLC40-BiDi-A	Singlemode	100	40	26	1310/1550	☒	☒	☒	–
1100-0155	SLC40-BiDi-B	Singlemode	100	40	26	1550/1310	☒	☒	☒	–
1100-0177	SLC80-BiDi-A	Singlemode	100	80	29	1310/1550	☒	☒	☒	–
1100-0178	SLC80-BiDi-B	Singlemode	100	80	35	1550/1310	☒	☒	☒	–
1100-0174	SLC120-BiDi-A	Singlemode	100	120	32	1490/1550	☒	☒	☒	–
1100-0173	SLC120-BiDi-B	Singlemode	100	120	32	1550/1490	☒	☒	☒	–
Copper, 100 Mbit										
1100-0172	TX100	Copper	10/100	0.1	–	–	☒	–	☒	–
DDM SFP, 100 Mbit										
1100-0531	MLC2-DDM	Multimode	100	2	11	1310/1310	☒	☒	☒	–
1100-0532	SLC20-DDM	Singlemode	100	20	17	1310/1310	☒	☒	☒	–
1100-0533	SLC40-DDM	Singlemode	100	40	30	1310/1310	☒	☒	☒	–
1100-0534	SLC80-DDM	Singlemode	100	80	30	1550/1550	☒	☒	☒	–
1100-0540	SLC120-DDM	Singlemode	100	120	35	1550/1550	☒	☒	☒	–
1100-0545	SLC20-BiDi-A-DDM	Singlemode	100	20	18	1310/1550	☒	☒	☒	–
1100-0546	SLC20-BiDi-B-DDM	Singlemode	100	20	18	1550/1310	☒	☒	☒	–
1100-0554	SLC40-BiDi-A-DDM	Singlemode	100	40	26	1310/1550	☒	☒	☒	–
1100-0555	SLC40-BiDi-B-DDM	Singlemode	100	40	26	1550/1310	☒	☒	☒	–
1100-0573	SLC120-BiDi-B-DDM	Singlemode	100	120	32	1550/1490	☒	☒	☒	–
1100-0574	SLC120-BiDi-A-DDM	Singlemode	100	120	32	1490/1550	☒	☒	☒	–